

PM55L-048



PM Motor

Reference Characteristics

Motor Size	PM55L-048	
Number of Steps per Rotation	48(7.5 /Step)	
Drive Method	2-2 PHASE	
Drive Circuit	UNIPOLAR CONST. VOLT.	BIPOLAR CHOPPER
Drive Voltage	24[V]	24[V]
Current/Phase		800[mA]
Coil Resistance/Phase	30[Ω]	5.5[Ω]
Drive IC	2SC3346	UDN2916B-V
Magnet Material	Ferrite plastic magnet (MSPL) Polar anisotropy ferrite sintered magnet (MS50)	
	PM Type	
Insulation Resistance	100M[Ω] MIN	
Dielectric Strength	AC 500[V] 1[min]	
Class of Insulation	CLASS E	
Operating Temp.	-10[$^{\circ}$ C] ~ 50[$^{\circ}$ C]	
Storage Temp.	-30[$^{\circ}$ C] ~ 80[$^{\circ}$ C]	
Operating Hum.	20[%] RH ~ 90[%] RH	

Nd-Fe-Bbonded

magnet

(MS70)

Applications

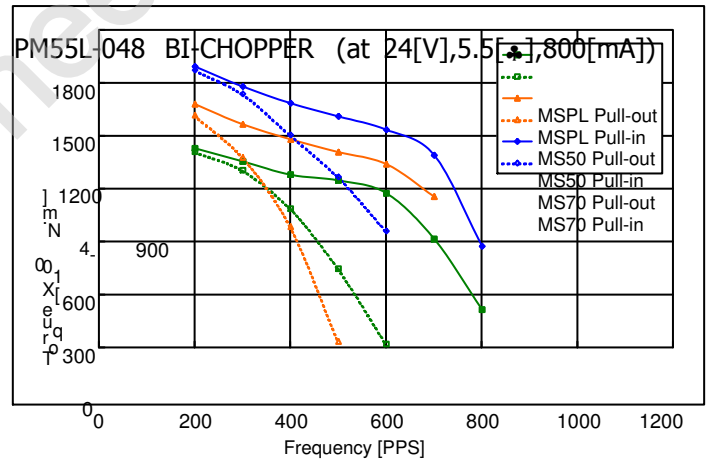
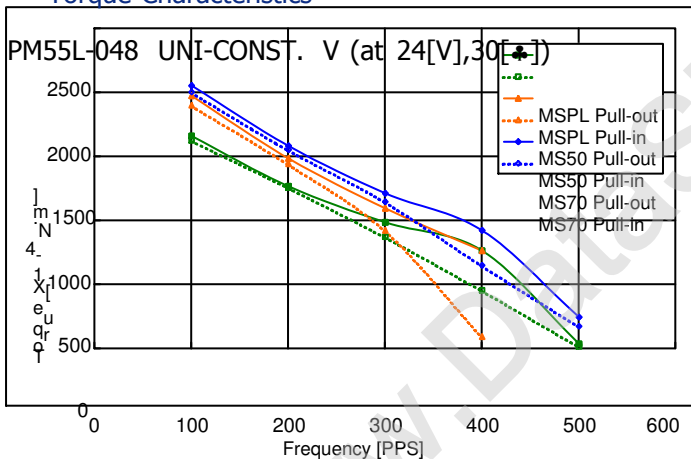
OA Equipment : Printers / Scanners

Industrial equipment : Flow control valves

Toys : Slot machines

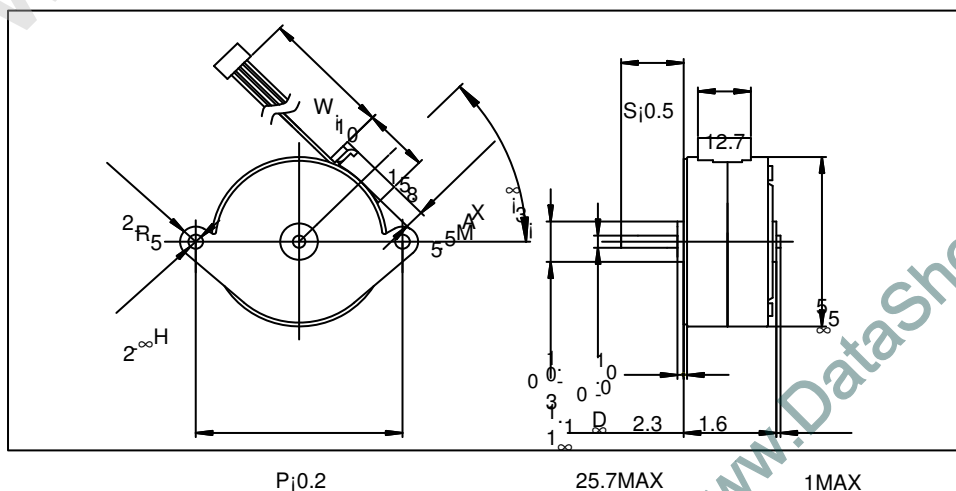
Home automation appliances : Sewing machines

Torque Characteristics



These torque values are reference only. Heat radiation conditions and temperature rise effect by duty are different on each equipment, therefore please select motors after considering the heat conditions in the actual equipment.

Dimensions



If you would like to know this Dimensions(D,S,W, ∞),Please see Standard Dimensions in our Home Page.