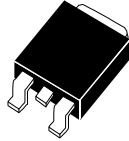




CSHD6-100C

**SCHOTTKY RECTIFIER
DUAL, COMMON CATHODE
6.0 AMPS, 100 VOLTS
HIGH VOLTAGE**

DPAK^{POWER!}



DPAK CASE

DESCRIPTION:

The CENTRAL SEMICONDUCTOR CSHD6-100C is a Silicon Schottky Rectifier designed for surface mount high voltage applications requiring a low forward voltage drop.

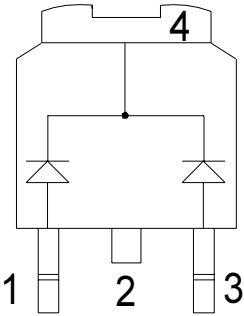
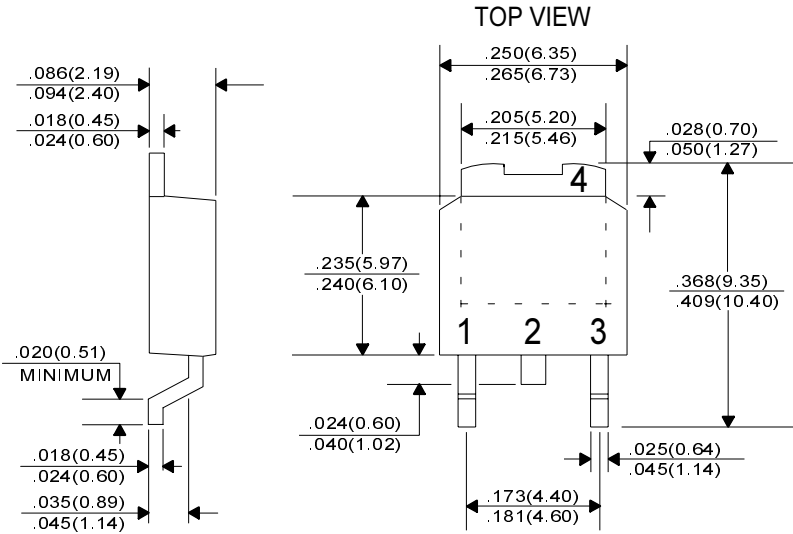
MAXIMUM RATINGS: ($T_C=25^\circ\text{C}$ unless otherwise noted)

	SYMBOL		UNITS
Peak Repetitive Reverse Voltage	V_{RRM}	100	V
Average Rectified Forward Current ($T_C=120^\circ\text{C}$)	I_O	6.0	A
Peak Forward Surge Current ($t_p=10\text{ms}$)	I_{FSM}	50	A
Peak Repetitive Reverse Surge Current ($t_p=2\mu\text{s}$)	I_{RRM}	1.0	A
Critical Rate of Rise of Reverse Voltage	dv/dt	10,000	V/ μs
Operating and Storage			
Junction Temperature	T_J, T_{stg}	-65 to +150	$^\circ\text{C}$
Thermal Resistance	θ_{JC}	3.5	$^\circ\text{C/W}$

ELECTRICAL CHARACTERISTICS PER DIODE: ($T_C=25^\circ\text{C}$ unless otherwise noted)

SYMBOL	TEST CONDITIONS	MIN	MAX	UNIT
I_R	$V_R=100\text{V}$		30	μA
I_R	$V_R=100\text{V}, T_C=125^\circ\text{C}$		10	mA
V_F	$I_F=3.0\text{A}$		0.75	V
V_F	$I_F=3.0\text{A}, T_C=125^\circ\text{C}$		0.70	V
V_F	$I_F=6.0\text{A}$		1.10	V
V_F	$I_F=6.0\text{A}, T_C=125^\circ\text{C}$		1.05	V

All Dimensions in Inches (mm).



Lead Code:

- 1) Anode #1
- 2) Cathode
- 3) Anode #2
- 4) Cathode

Pin 2 is common to the tab (4).