


Axial Lead and Cartridge Fuses

Glass Body

3.6 x 10 mm Fast-Acting Fuse 672 Series



- Designed to UL/CSA 248 Standard.
- Fast-Acting, glass body fuse in a compact package.
- This space saving fuse is ideally suited for lighting, power supply, and adapter applications.

ELECTRICAL CHARACTERISTICS:

| % of Ampere Rating | Opening Time |
|--------------------|------------------|
| 100% | 4 hours, Minimum |
| 200% | 5 seconds, Max. |

AGENCY APPROVALS: Listed by Underwriters Laboratories and Certified by CSA from 0.050 through 10 Amps.

INTERRUPTING RATING:


50A@250V AC

PACKAGING OPTIONS:

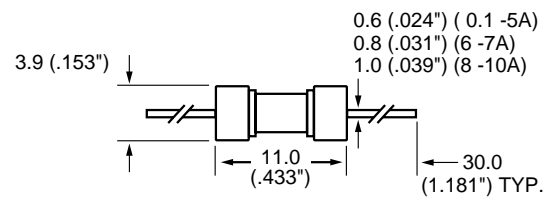
Please refer to the following suffixes when ordering:
 Bulk (1000 pieces): Add MXE suffix to the catalog part number.
 Tape and Reel (1500 pieces): Add DRT4 suffix to the catalog part number.

TAPE AND REEL SPECIFICATIONS:

Per EIA-296 with 10mm pitch and 56.5mm inside tape spacing.



672 000 Series



Axial Lead Material: Solder coated copper.

ORDERING INFORMATION:

| Catalog Number | Ampere Rating | Voltage Rating | Nominal Resistance Cold mOhms | Nominal Melting i^2t A ² Sec. |
|----------------|---------------|----------------|-------------------------------|--|
| 0672.100 | .100 | 250 | 4.8250 | 0.00194 |
| 0672.125 | .125 | 250 | 3.8620 | 0.00289 |
| 0672.200 | .200 | 250 | 1.7302 | 0.0114 |
| 0672.250 | .250 | 250 | 1.6120 | 0.0225 |
| 0672.300 | .300 | 250 | 0.9250 | 0.0295 |
| 0672.400 | .400 | 250 | 0.5840 | 0.0695 |
| 0672.500 | .500 | 250 | 0.2322 | 0.128 |
| 0672.600 | .600 | 250 | 0.1765 | 0.218 |
| 0672.750 | .750 | 250 | 0.1310 | 0.254 |
| 0672.800 | .800 | 250 | 0.1215 | 0.304 |
| 0672 001. | 1.00 | 250 | 0.1056 | 0.508 |
| 0672 01.5 | 1.50 | 250 | 0.0595 | 0.884 |
| 0672 01.6 | 1.60 | 250 | 0.0565 | 0.965 |
| 0672 002. | 2.00 | 250 | 0.0378 | 2.27 |
| 0672 02.5 | 2.50 | 250 | 0.0342 | 3.73 |
| 0672 3.15 | 3.15 | 250 | 0.0253 | 5.95 |
| 0672 004. | 4.00 | 250 | 0.0174 | 8.86 |
| 0672 04.5 | 4.50 | 250 | 0.0170 | 9.77 |
| 0672 005. | 5.00 | 250 | 0.0145 | 15.6 |
| 0672 006. | 6.00 | 250 | 0.0132 | 18.0 |
| 0672 06.3 | 6.30 | 250 | 0.0120 | 19.3 |
| 0672 06.5 | 6.50 | 250 | 0.0118 | 21.9 |
| 0672 007. | 7.00 | 250 | 0.0111 | 25.8 |
| 0672 008. | 8.00 | 250 | 0.0088 | 33.2 |
| 0672 010. | 10.0 | 250 | 0.0056 | 88.5 |

Average Time Current Curves

