

# Axial Lead and Cartridge Fuses

Designed to METI Standard

**RoHS** **Pb** **5 x 20 mm** Medium-Acting Fuse 232 Series



- Designed to Japanese Standard JIS C6575.
- Available in Cartridge, Axial and Radial Lead Format.
- Available in ratings of 1A to 10A.
- RoHS compliant and Lead-Free version available, add XP suffix to standard catalog number

### ELECTRICAL CHARACTERISTICS:

| % of Ampere Rating | Opening Time              |
|--------------------|---------------------------|
| 130%               | 1 hour, <b>Minimum</b>    |
| 160%               | 1 hour, <b>Maximum</b>    |
| 200%               | 2 minutes, <b>Maximum</b> |
| 1000%              | .01 sec, <b>Minimum</b>   |

### INTERRUPTING RATING:


1A-5A 10,000A @ 125VAC, 0.7-0.8 power factor  
 6.3A-10A 300A @ 125VAC, 0.7-0.8 power factor  
 100 amperes at 250 VAC, 0.7-0.8 power factor

### ORDERING INFORMATION:

RoHS compliant and Lead-Free version available, add XP suffix to standard catalog number

| Catalog Number | Ampere Rating | Voltage Rating* | Nominal Resistance Cold Ohms | Nominal Melting I <sup>2</sup> t A <sup>2</sup> Sec |
|----------------|---------------|-----------------|------------------------------|---|
| 0232 001.      | 1             | 125/250         | 0.0957                       | 1.41  |
| 0232 1.25      | 1.25          | 125/250         | 0.0707                       | 4.22  |
| 0232 01.6      | 1.6           | 125/250         | 0.0567                       | 7.14  |
| 0232 002.      | 2             | 125/250         | 0.0385                       | 8.47  |
| 0232 02.5      | 2.5           | 125/250         | 0.0297                       | 14.25   |
| 0232 003.      | 3             | 125/250         | 0.0257                       | 17.65   |
| 0232 3.15      | 3.15          | 125/250         | 0.0235                       | 22.55   |
| 0232 004.      | 4             | 125/250         | 0.018                        | 38.75   |
| 0232 005.      | 5             | 125/250         | 0.0145                       | 58.25   |
| 0232 06.3      | 6.3           | 125/250         | 0.0105                       | 92.85   |
| 0232 008.      | 8             | 125/250         | .0076                        | 187.5   |
| 0232 010.      | 10            | 125/250         | .0061                        | 298.5   |

\*To order 125V rating, add part number suffix X125



### ENVIRONMENTAL SPECIFICATIONS:

**Operating temperature:** -55°C to 125°C

**Thermal Shock:** MIL-STD-202F Method 107G, Test Condition B: (5 cycles -65°C to +125°C)

**Vibration:** MIL-STD-202F Method 201A

**Humidity:** MIL-STD-202F Method 103B, Test Condition A. high relative humidity (95%) and elevated temperature (40°C) for 240 hours.

**Salt Spray:** MIL-STD-202F Method 101D, Test Condition B

### PHYSICAL SPECIFICATIONS:

**Material:** Body: Glass  
 Cap: Nickel Plated Brass  
 Leads: Tin Plated Copper

**Terminal Strength:** MIL-STD-202F Method 211A, Test Condition A

**Solderability:** Reference IEC 60127 Second Edition 2003-01 Annex A

**Product Marking:** Cap 1: current and voltage rating.  
 Cap 2: Agency approval markings.

**Packaging:** Available in Bulk (v=5, H=100, M=1000 pcs/pkg) or on Tape/Reel (MRET1=1000 pcs/reel).

# Axial Lead and Cartridge Fuses

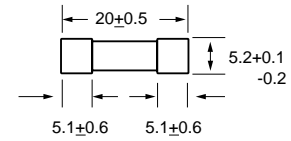
RoHS **5 x 20 mm** Medium-Acting Fuse 232 Series



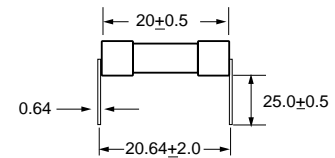
## Agency Approvals

| Agency Approvals |                 | Ampere Range         |
|------------------|-----------------|----------------------|
|                  | Certificate No. | Cartridge            |
|                  |                 | NBK010702-E10480 A   |
|                  |                 | NBK290502-E10480 C   |
|                  |                 | Leaded               |
|                  |                 | NBK010702-E10480 B   |
|                  |                 | NBK290502-E10480 E   |
|                  |                 | 1A – 5A 125V 10,000A |
|                  |                 | 6.3A – 10A 125V 300A |
|                  | Certificate No. | SU05001-2001         |
|                  |                 | 1A – 10A (125V)      |
|                  |                 | 1A – 10A             |

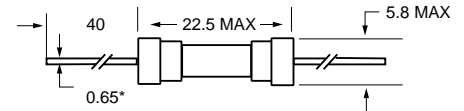
**0232 000<sup>1</sup>**



**0232 000 XW<sup>2</sup>**



**0232 000 XE<sup>2</sup>**

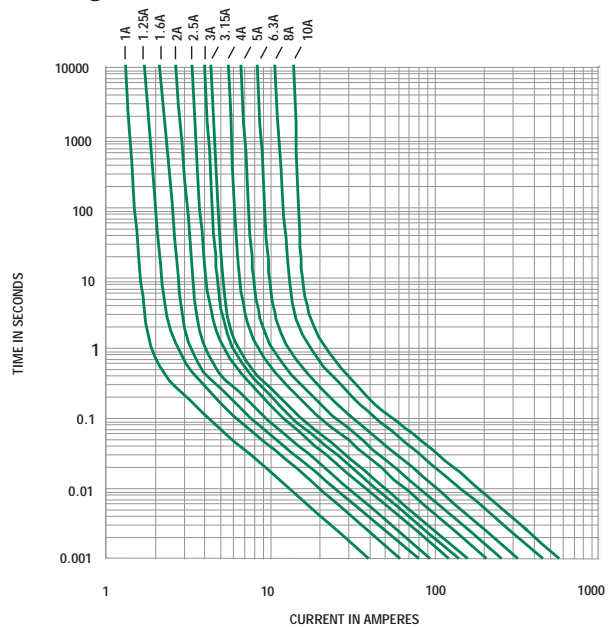


All dimensions in mm

**Notes:**

- \* Ratings above 6.3A have 0.8 mm dia lead
- 1 For RoHS compliant parts add suffix 'XP'
- 2 For RoHS compliant parts add suffix 'P'

## Average Time Current Curves



**11**  
AXIAL LEAD AND CARTRIDGE FUSES