

<b>SANYO</b>	No.3260A	<b>2SB1231/2SD1841</b>
		2SB1231 : PNP Epitaxial Planar Silicon Transistor 2SD1841 : NPN Triple Diffused Planar Silicon Transistor  <b>100V/25A Switching Applications</b>

**Features**

- Large current capacity and wide ASO.
- Low saturation voltage.

**Applications**

- Motor drivers, relay drivers, converters, and other general high-current switching applications

( ) : 2SB1231

**Absolute Maximum Ratings at Ta = 25°C**

			unit
Collector-to-Base Voltage	V <sub>CB0</sub>	(-)110	V
Collector-to-Emitter Voltage	V <sub>CEO</sub>	(-)100	V
Emitter-to-Base Voltage	V <sub>EBO</sub>	(-)6	V
Collector Current	I <sub>C</sub>	(-)25	A
Collector Current(Pulse)	I <sub>CP</sub>	(-)40	A
Base Current	I <sub>B</sub>	(-)8	A
Collector Dissipation	P <sub>C</sub>	3.0	W
		120	W
Junction Temperature	T <sub>j</sub>	150	°C
Storage Temperature	T <sub>stg</sub>	-55 to +150	°C

T<sub>c</sub> = 25°C

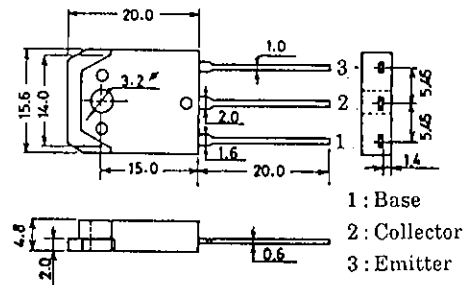
**Electrical Characteristics at Ta = 25°C**

			min	typ	max	unit
Collector Cutoff Current	I <sub>CBO</sub>	V <sub>CB</sub> = (-)100V, I <sub>E</sub> = 0			(-)0.1	mA
Emitter Cutoff Current	I <sub>EBO</sub>	V <sub>EB</sub> = (-)5V, I <sub>C</sub> = 0			(-)0.1	mA
DC Current Gain	h <sub>FE(1)</sub>	V <sub>CE</sub> = (-)2V, I <sub>C</sub> = (-)2.5A	50※		140※	
	h <sub>FE(2)</sub>	V <sub>CE</sub> = (-)2V, I <sub>C</sub> = (-)10A	20			
C-E Saturation Voltage	V <sub>CE(sat)</sub>	I <sub>C</sub> = (-)10A, I <sub>B</sub> = (-)1A			(-)0.8	V
B-E Saturation Voltage	V <sub>BE(sat)</sub>	I <sub>C</sub> = (-)10A, I <sub>B</sub> = (-)1A			(-)1.5	V
C-B Breakdown Voltage	V <sub>(BR)CBO</sub>	I <sub>C</sub> = (-)1mA, I <sub>E</sub> = 0	(-)110			V
C-E Breakdown Voltage	V <sub>(BR)CEO</sub>	I <sub>C</sub> = (-)5mA, R <sub>BE</sub> = ∞	(-)100			V
E-B Breakdown Voltage	V <sub>(BR)EBO</sub>	I <sub>E</sub> = (-)1mA, I <sub>C</sub> = 0	(-)6			V

※ : For the h<sub>FE(1)</sub> of the 2SB1231/2SD1841, specify at least two ranks in principle.

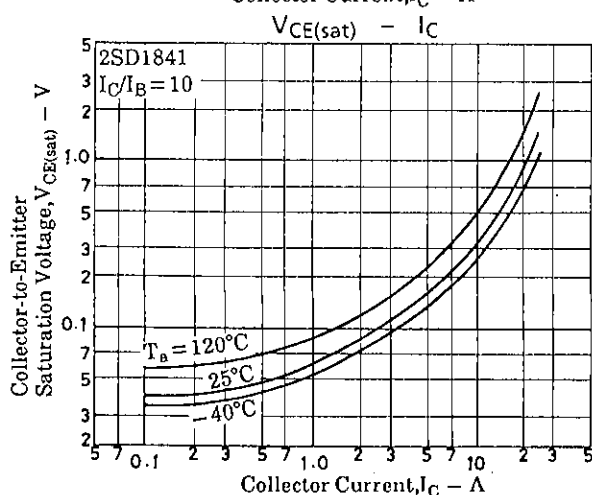
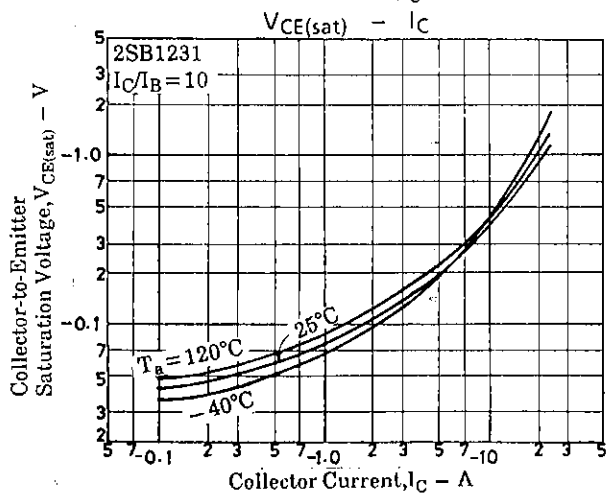
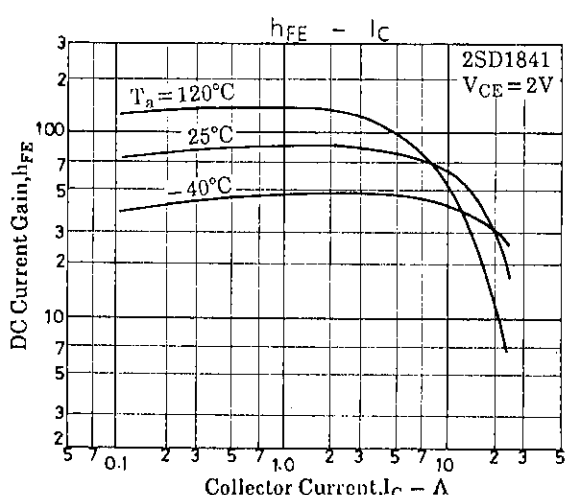
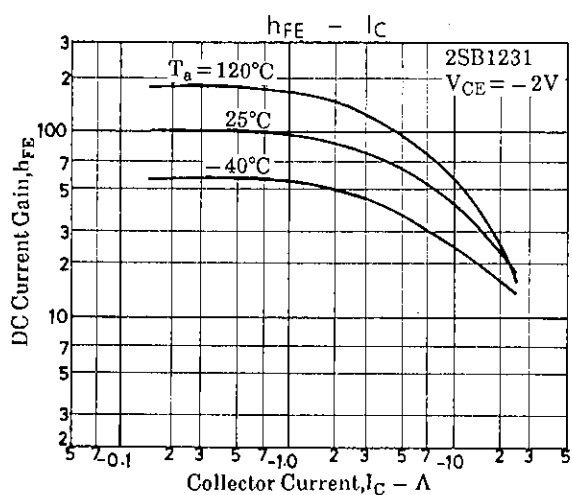
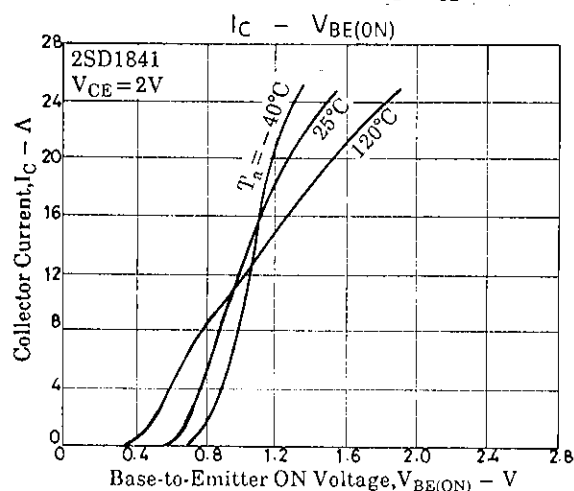
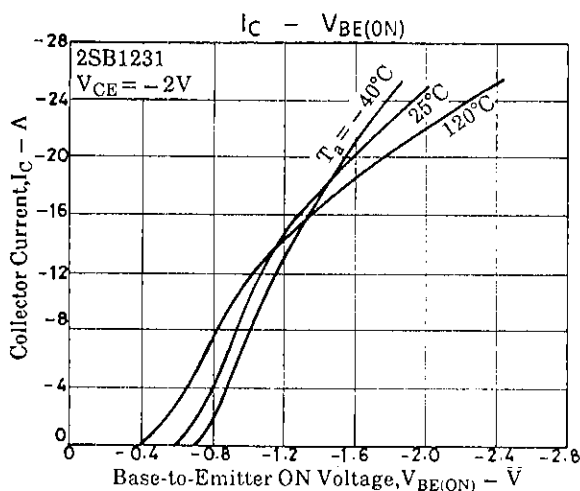
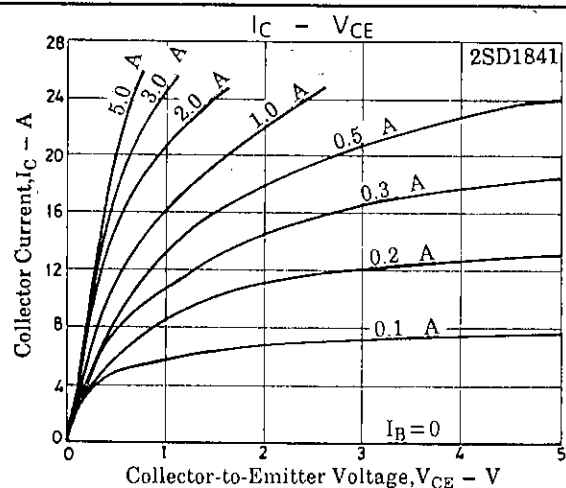
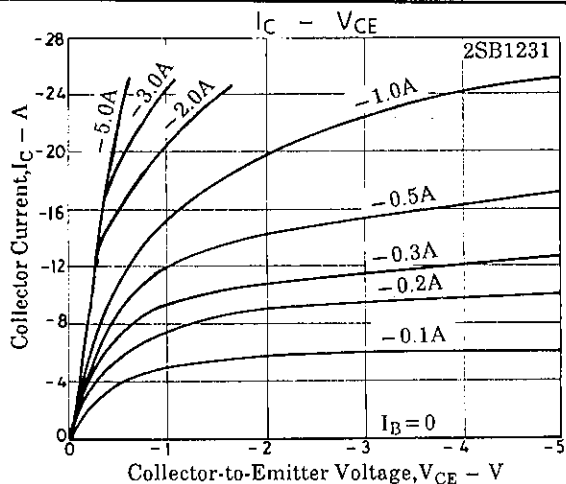
50 P 100	70 Q 140
----------	----------

**Package Dimensions 2022A**  
(unit : mm)

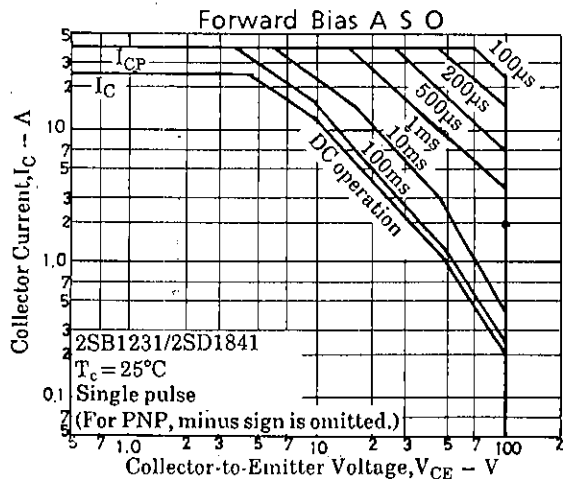
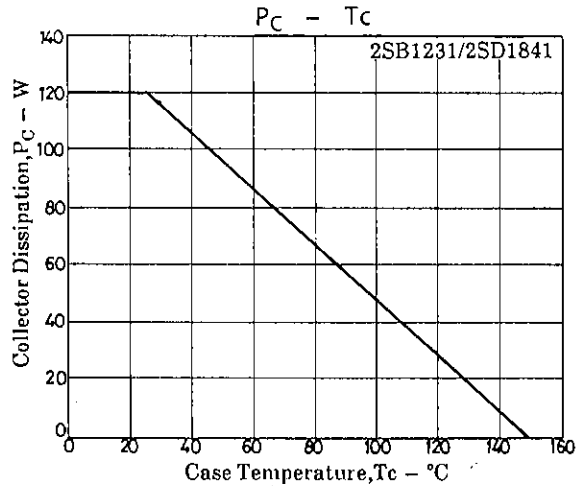
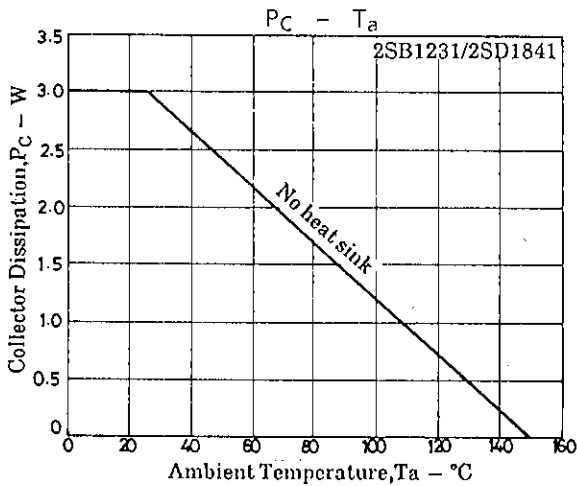
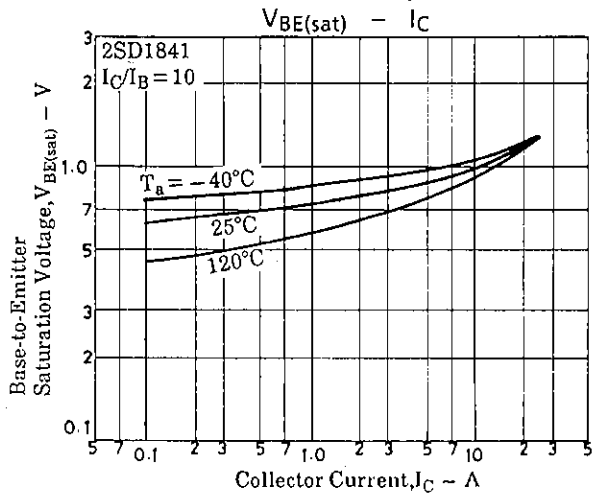
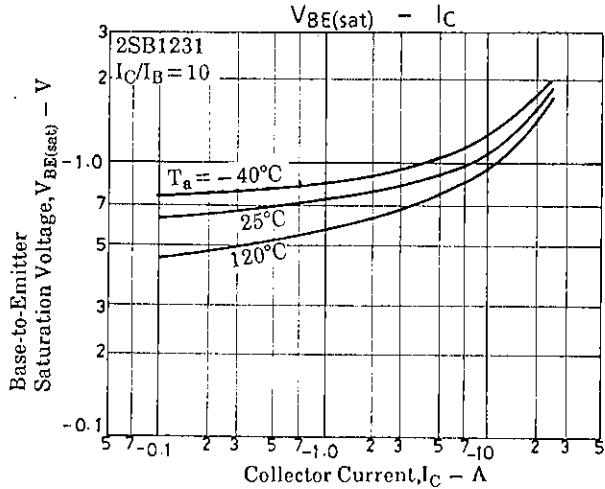
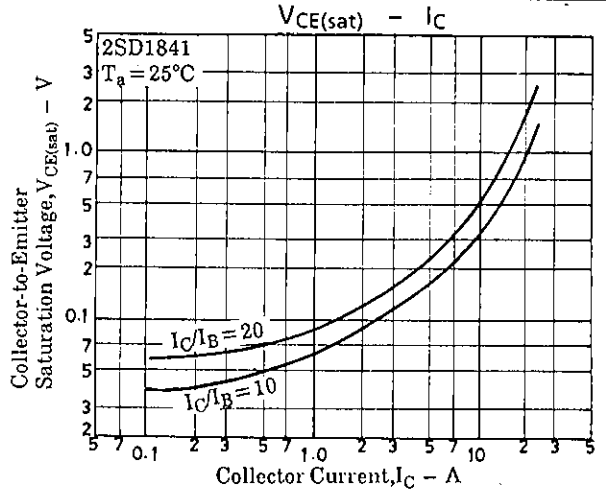
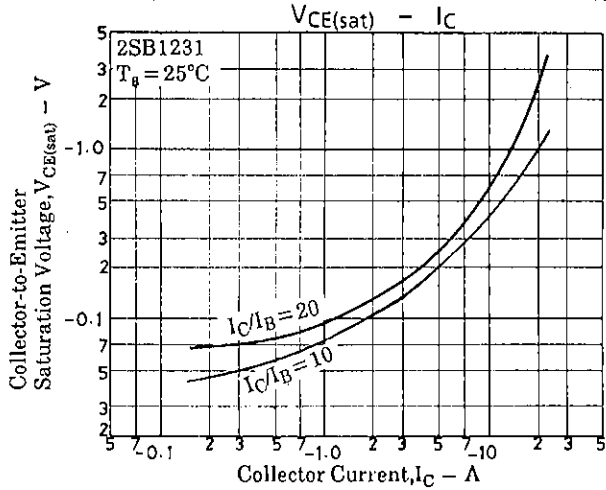


SANYO: TO3PB

2SB1231/2SD1841



2SB1231/2SD1841



- No products described or contained herein are intended for use in surgical implants, life-support systems, aerospace equipment, nuclear power control systems, vehicles, disaster/crime-prevention equipment and the like, the failure of which may directly or indirectly cause injury, death or property loss.
- Anyone purchasing any products described or contained herein for an above-mentioned use shall:
  - ① Accept full responsibility and indemnify and defend SANYO ELECTRIC CO., LTD., its affiliates, subsidiaries and distributors and all their officers and employees, jointly and severally, against any and all claims and litigation and all damages, cost and expenses associated with such use:
  - ② Not impose any responsibility for any fault or negligence which may be cited in any such claim or litigation on SANYO ELECTRIC CO., LTD., its affiliates, subsidiaries and distributors or any of their officers and employees jointly or severally.
- Information (including circuit diagrams and circuit parameters) herein is for example only; it is not guaranteed for volume production. SANYO believes information herein is accurate and reliable, but no guarantees are made or implied regarding its use or any infringements of intellectual property rights or other rights of third parties.

This catalog provides information as of July, 1995. Specifications and information herein are subject to change without notice.