



STTH803D/G

HIGH FREQUENCY SECONDARY RECTIFIER

MAJOR PRODUCTS CHARACTERISTICS

I_{F(AV)}	8 A
V_{RRM}	300 V
T_j (max)	175 °C
V_F (max)	1 V
trr (max)	35 ns

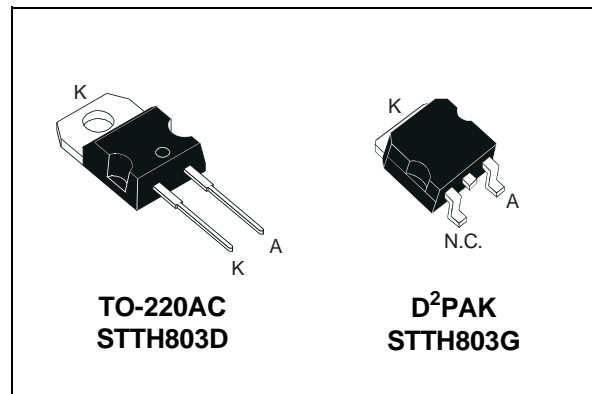
FEATURES AND BENEFITS

- COMBINES HIGHEST RECOVERY AND REVERSE VOLTAGE PERFORMANCE
- ULTRA-FAST, SOFT AND NOISE-FREE RECOVERY FOR LOW SIDE EFFECTS

DESCRIPTION

Single Fast Recovery Epitaxial Diode suited for Switch Mode Power Supply and high frequency DC/DC converters.

Packaged in TO-220AC or D²PAK this device is especially intended for secondary rectification.



ABSOLUTE RATINGS (limiting values)

Symbol	Parameter		Value	Unit
V _{RRM}	Repetitive peak reverse voltage		300	V
I _{F(RMS)}	RMS forward current		20	A
I _{F(AV)}	Average forward current	T _c = 150°C δ = 0.5	8	A
I _{FSM}	Surge non repetitive forward current	t _p = 10 ms sinusoidal	100	A
I _{RSM}	Non repetitive avalanche current	t _p = 20 μs square	4	A
T _{stg}	Storage temperature range		-65 +175	°C
T _j	Maximum operating junction temperature		+ 175	°C

STTH803D/G

THERMAL RESISTANCES

Symbol	Parameter	Value	Unit
$R_{th(j-c)}$	Junction to case	2.5	°C/W

STATIC ELECTRICAL CHARACTERISTICS (per diode)

Symbol	Parameter	Tests conditions		Min.	Typ.	Max.	Unit
I_R^*	Reverse leakage current	$V_R = 300\text{ V}$	$T_j = 25^\circ\text{C}$			20	μA
			$T_j = 125^\circ\text{C}$		20	200	
V_F^{**}	Forward voltage drop	$I_F = 8\text{ A}$	$T_j = 25^\circ\text{C}$			1.25	V
		$I_F = 8\text{ A}$	$T_j = 125^\circ\text{C}$		0.85	1	

Pulse test : * $t_p = 5\text{ ms}$, $\delta < 2\%$

** $t_p = 380\text{ }\mu\text{s}$, $\delta < 2\%$

To evaluate the maximum conduction losses use the following equation :

$$P = 0.75 \times I_{F(AV)} + 0.031 I_{F(RMS)}^2$$

RECOVERY CHARACTERISTICS

Symbol	Tests conditions			Min.	Typ.	Max.	Unit
trr	$I_F = 0.5\text{ A}$	$I_{rr} = 0.25\text{ A}$	$I_R = 1\text{ A}$	$T_j = 25^\circ\text{C}$		25	ns
	$I_F = 1\text{ A}$	$di_F/dt = -50\text{ A}/\mu\text{s}$	$V_R = 30\text{ V}$				
tfr	$I_F = 8\text{ A}$	$di_F/dt = 100\text{ A}/\mu\text{s}$	$V_{FR} = 1.1 \times V_F \text{ max.}$	$T_j = 25^\circ\text{C}$		200	ns
V_{FP}				$T_j = 25^\circ\text{C}$		3.5	V
S_{factor}	$V_{CC} = 200\text{ V}$	$I_F = 8\text{ A}$		$T_j = 125^\circ\text{C}$	0.3	8	-
I_{RM}	$di_F/dt = 200\text{ A}/\mu\text{s}$						A

Fig. 1: Conduction losses versus average current.

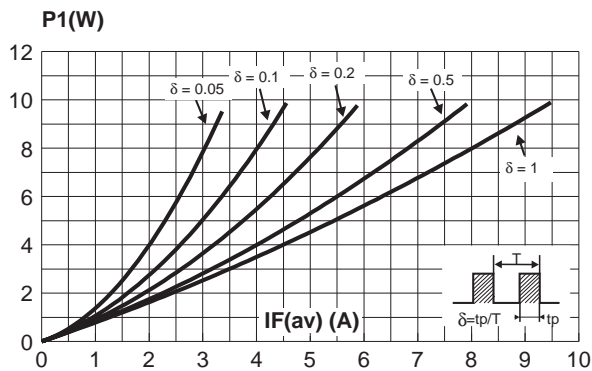


Fig. 2: Forward voltage drop versus forward current (maximum values).

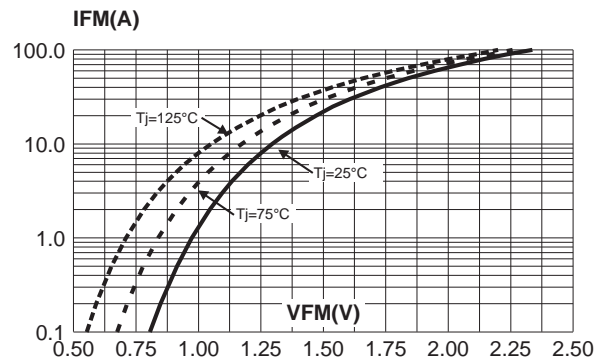


Fig. 3: Relative variation of thermal impedance junction to case versus pulse duration.

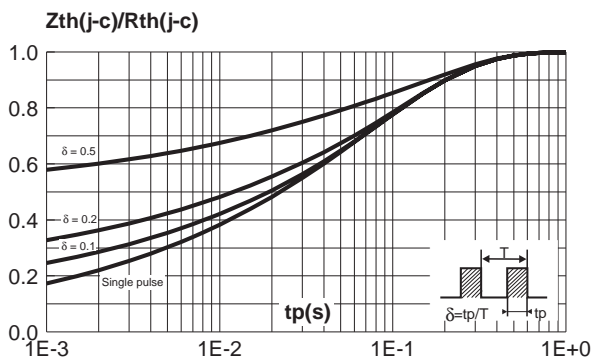


Fig. 4: Peak reverse recovery current versus dI_F/dt (90% confidence).

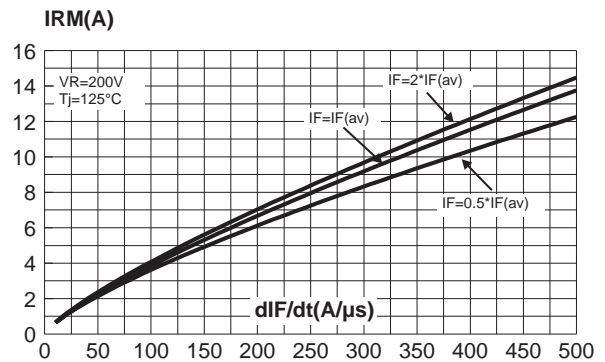


Fig. 5: Reverse recovery time versus dI_F/dt (90% confidence).

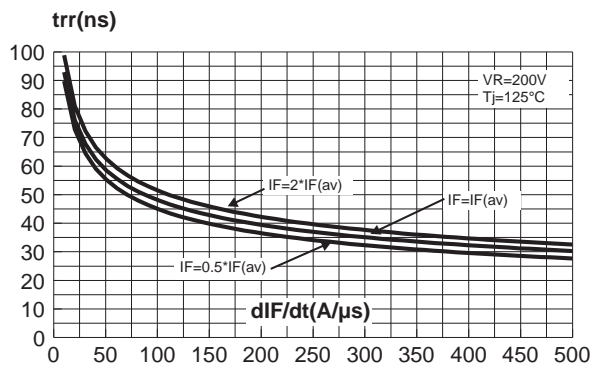
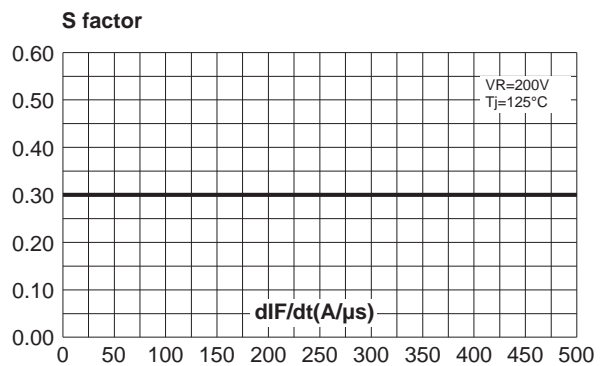


Fig. 6: Softness factor versus dI_F/dt (typical values).



STTH803D/G

Fig. 7: Relative variation of dynamic parameters versus junction temperature (reference: $T_j = 125^\circ\text{C}$).

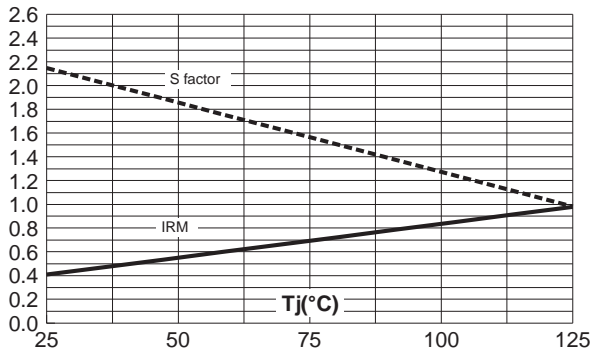


Fig. 8: Transient peak forward voltage versus dI_F/dt (90% confidence).

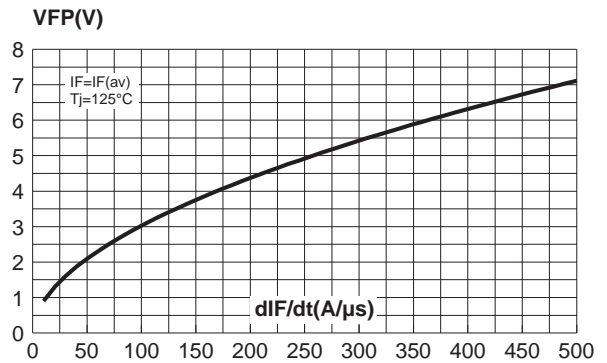
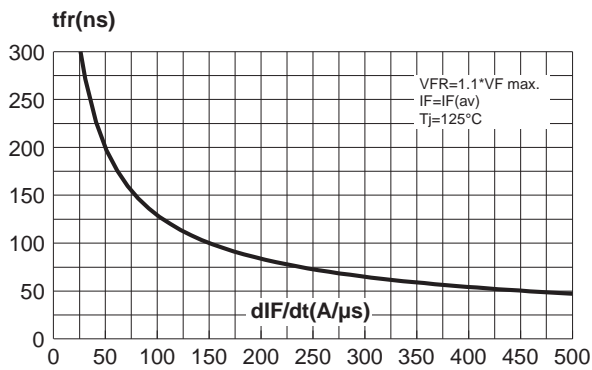
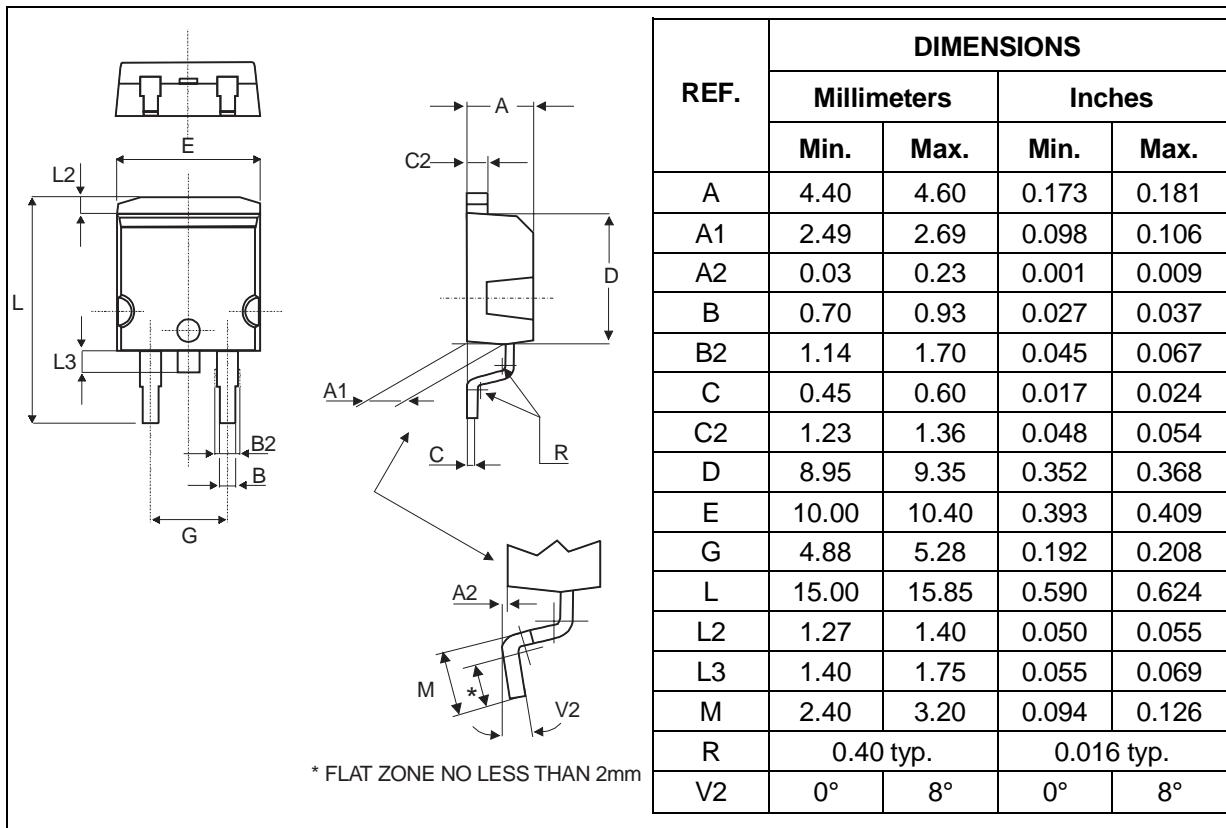


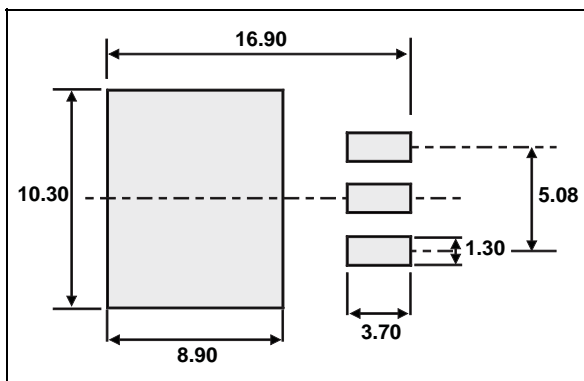
Fig. 9: Forward recovery time versus dI_F/dt (90% confidence).



PACKAGE MECHANICAL DATA
D²PAK

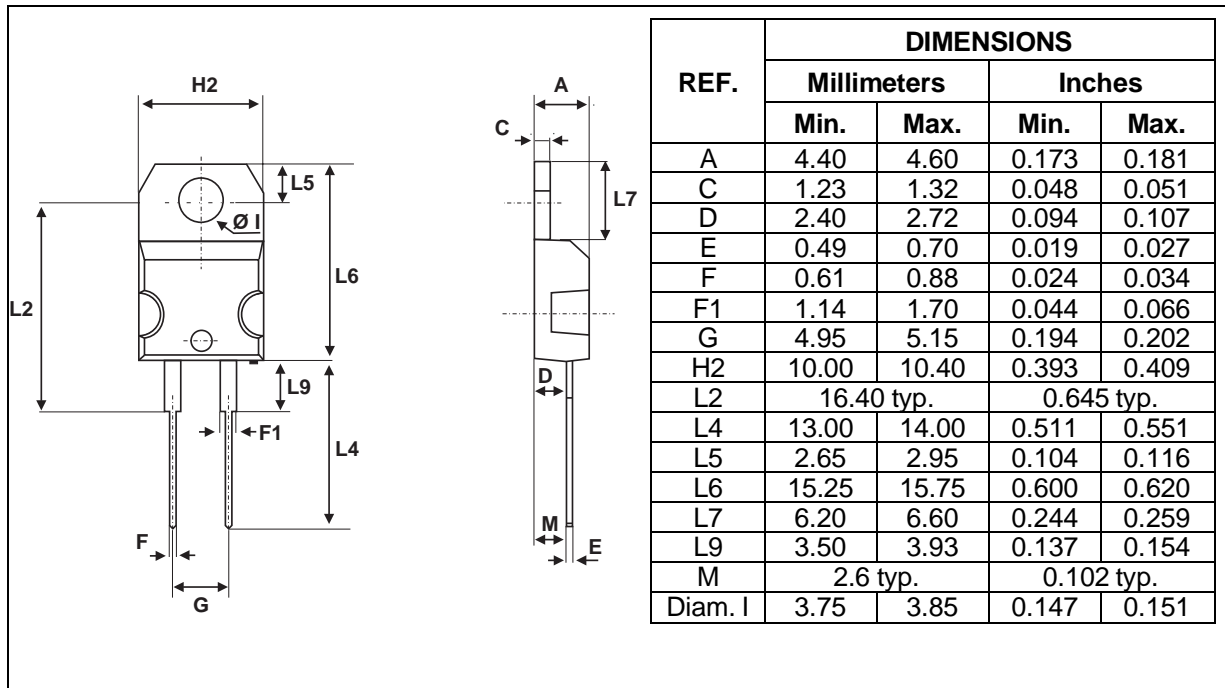


FOOT PRINT DIMENSIONS (in millimeters)
D²PAK



STTH803D/G

PACKAGE MECHANICAL DATA TO-220AC



Ordering code	Marking	Package	Weight	Base qty	Delivery mode
STTH803D	STTH803D	TO-220AC	1.86g	50	Tube
STTH803G	STTH803G	D ² PAK	1.48g	50	Tube

- Cooling method: by conduction (C)
- Recommended torque value (TO-220AC): 0.55 N.m.
- Maximum torque value (TO-220AC): 0.70 N.m.
- Epoxy meets UL 94,V0

Information furnished is believed to be accurate and reliable. However, STMicroelectronics assumes no responsibility for the consequences of use of such information nor for any infringement of patents or other rights of third parties which may result from its use. No license is granted by implication or otherwise under any patent or patent rights of STMicroelectronics. Specifications mentioned in this publication are subject to change without notice. This publication supersedes and replaces all information previously supplied. STMicroelectronics products are not authorized for use as critical components in life support devices or systems without express written approval of STMicroelectronics.

The ST logo is a registered trademark of STMicroelectronics

© 1999 STMicroelectronics - Printed in Italy - All rights reserved.

STMicroelectronics GROUP OF COMPANIES

Australia - Brazil - Canada - China - France - Germany - Italy - Japan - Korea - Malaysia - Malta - Mexico - Morocco - The Netherlands - Singapore - Spain - Sweden - Switzerland - Taiwan - Thailand - United Kingdom - U.S.A.

<http://www.st.com>