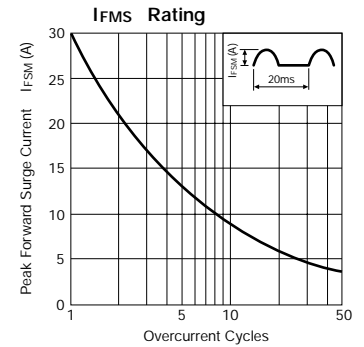
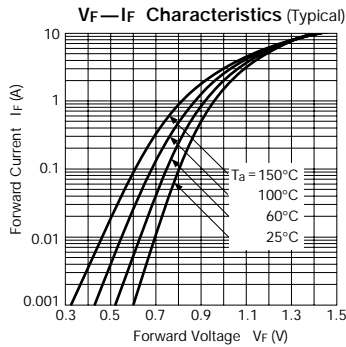
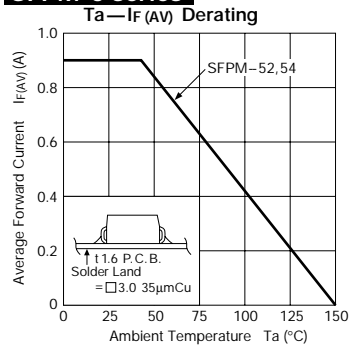


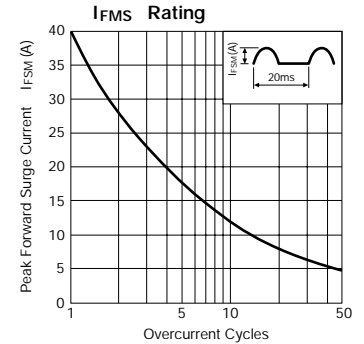
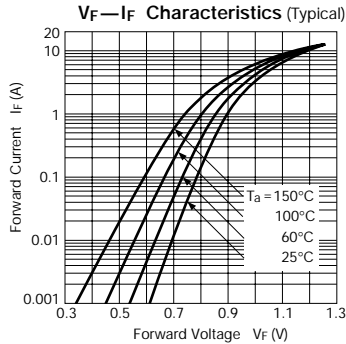
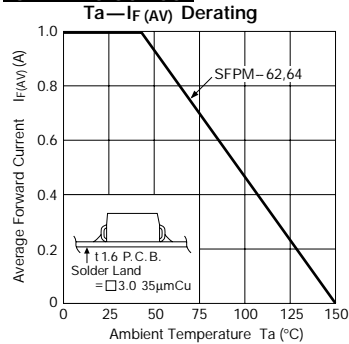
Rectifier Diodes (Surface Mount)

Parameter Type No.	Absolute Maximum Ratings					Electrical Characteristics (Ta = 25°C)					Others	
	V _{RM} (V)	I _F (AV) (A)	I _{FSM} (A)	T _J (°C)	T _{stg} (°C)	V _F (V)	I _R (μA)	I _R (H) (μA)	R _{th} (j-ℓ)	Mass	Fig.	
			50Hz Half-cycle Sinewave Single Shot			max	I _F (A)	V _R = V _{RM} max	V _R = V _{RM} Ta = 100°C max	(°C/W)		(g)
SFPM-52	200	0.9	30	-40 to +150		1.0	10	50	20	0.072	Ⓐ	
SFPM-54	400	0.9				1.0						
SFPM-62	200	1.0	45			0.98						
SFPM-64	400	1.0				0.98						

SFPM-5 series



SFPM-6 series



External Dimensions

(Unit: mm)

Flammability:
UL94V-0 or Equivalent

