

Surface Mount Two-Way Power Divider 10 - 500 MHz

DSS-333

V2.00

Features

- Fully Hermetic Package
- 0.5° Typical Phase Balance
- 40 dB Typical Midband Isolation
- 1.05:1 Typical Midband VSWR

Guaranteed Specifications* (From -55°C to +85°C)

Frequency Range	10-500 MHz
Insertion Loss (Less coupling) 10-500 MHz	0.6 dB Max
Isolation	25 dB Min
Amplitude Balance 10-500 MHz	0.15 Max
Phase Balance	2° Max
VSWR (All Ports) 10-500 MHz	1.4:1 Max

Operating Characteristics

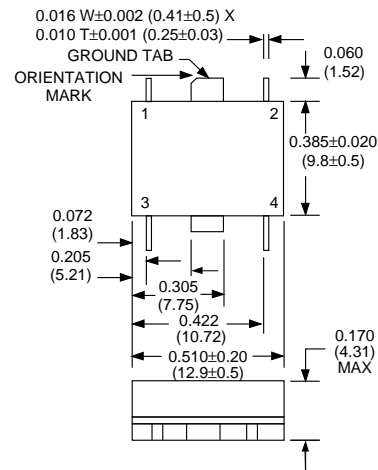
Impedance	50 Ohms Nominal
Maximum Power Rating Or Input Power	1 Watt Max
Internal Load Dissipation	0.05 Watts Max
Environmental MIL-STD-202 screening available.	
Pin Configuration	Σ IN P1, Output C; P2 Output D; P4 Case and all other pins ground.

* All specifications apply with 50 ohm source and load impedance.

Ordering Information

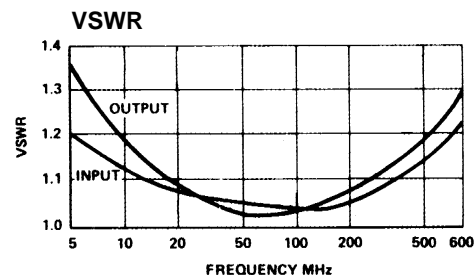
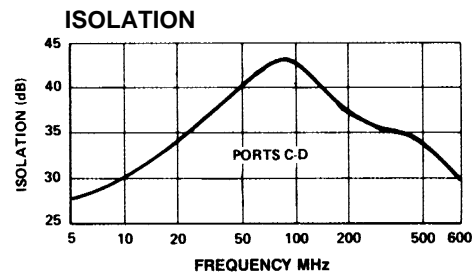
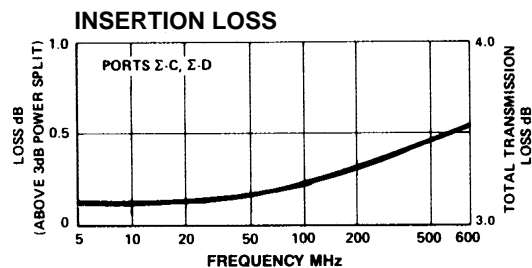
Model No. DS-333 PIN	Package Surface Mount
--------------------------------	---------------------------------

SF-1



Dimensions in () are in mm.
Unless Otherwise Noted: .xxx = ±0.010 (.xx = ±0.25)
WEIGHT (APPROX.): 0.07 OUNCES 2 GRAMS

Typical Performance



Specifications Subject to Change Without Notice.

M/A-COM, Inc.

North America: Tel. (800) 366-2266 ■ Asia/Pacific: Tel. +81 (03) 3226-1671 ■ Europe: Tel. +44 (1344) 869 595
Fax (800) 618-8883 Fax +81 (03) 3226-1451 Fax +44 (1344) 300 020